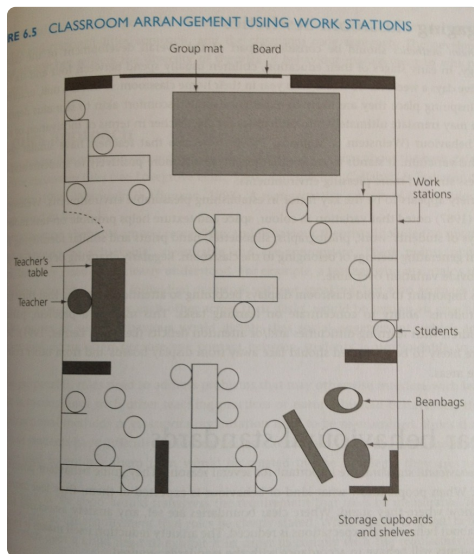
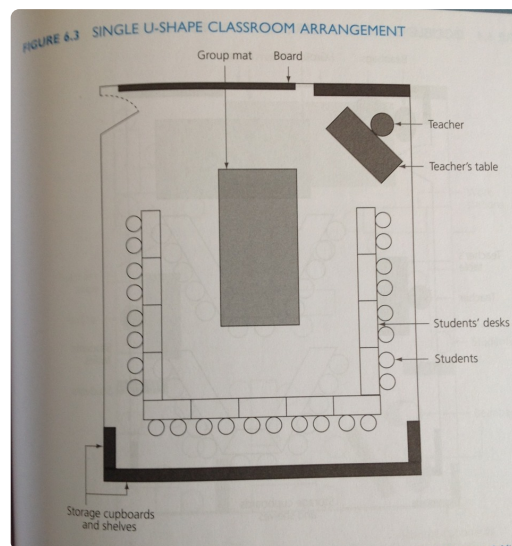
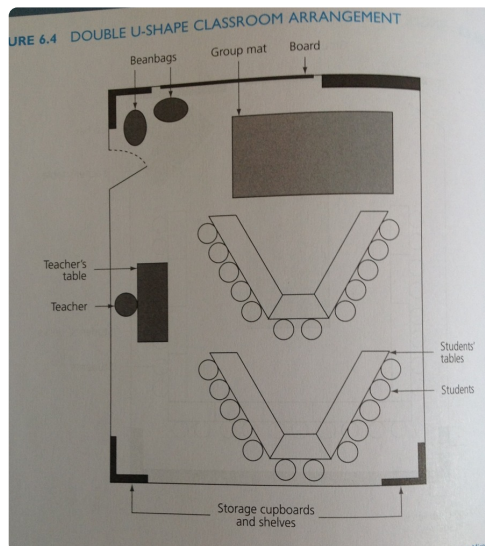


Classroom Desk Arrangement Examples



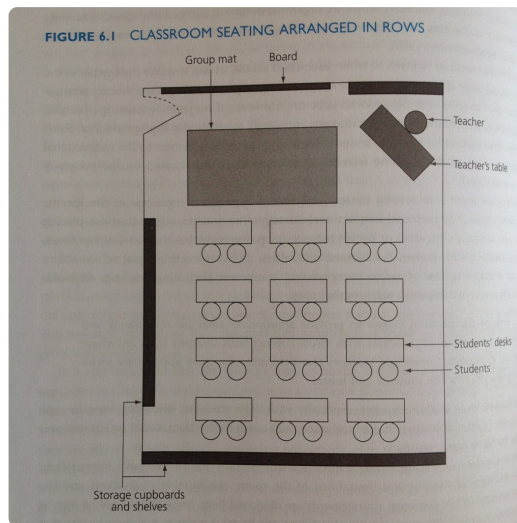
Work Stations:

- Appropriate for activity based classrooms where groups function independently and have great knowledge of the practical workings of group learning.
- Teacher control is reduced.



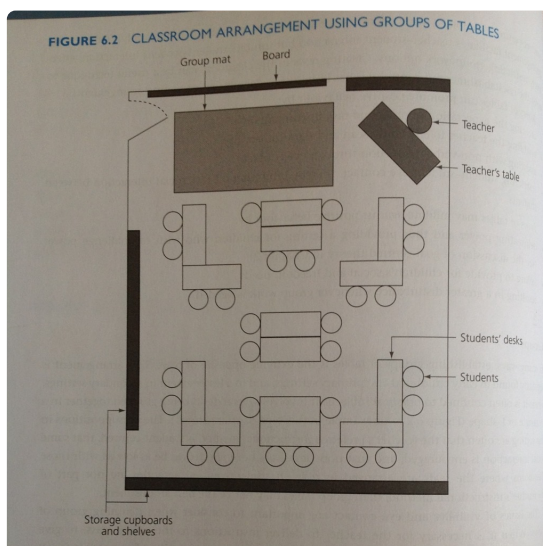
Single or Double U Shape:

- Halfway between rows and groups.
- Teacher centred arrangement but also facilitates student interactions.
- Small groups can be easily formed by moving desks together.
- Teacher has eye contact with every student.



Rows:

- All students facing the board.
- Teacher centred approach.
- Facilitates teacher to student interactions but inhibits student collaboration.
- Can promote positive behaviour and reduce distractions for students.



Groups:

- Student centred approach to teaching and learning.
- Noise levels may be high due to student interactions.
- May be issues with visibility.
- Can promote positive behaviour by enabling more varied instruction.
- Rules and expectations need to be firmly set.

Adapted from:

Arthur-Kelly, M., Lyons, G., Butterfield, N. & Gordon, C. (2007). *Classroom Management: Creating Positive Learning Environments (2nd Edition)*. Cengage Learning Australia. South Melbourne, VIC.